



EYFS Homework Grid – Summer term 2

All children at Trimley St Mary will receive a homework grid each half term. You might like to complete an activity weekly.

This homework is **OPTIONAL**.

You may like to complete some of these activities on paper to hand in to your teacher or you can upload work to your Tapestry page.

Regular reading and maths activities should continue to be practised – please see the grid below for more details.

English – Writing focus:

Draw a picture of your favourite vehicle. Use the attached sound mat to write labels and/or a sentence for your picture.

Maths focus:

We are developing our counting skills beyond 10, we challenge you to count to 20 (or beyond), begin to recognise the pattern of the counting system. How high can you count?

Use objects to compare quantities up to 10. For example get gems, beads, toy, food i.e. apples etc. Create a group for yourself and a group for your child. Discuss who has a greater amount, more, who has a smaller amount, less. Do you have the same amount?

English – Reading focus:

We have been enjoying reading a range of stories in EYFS. We are doing amazing recalling our Phase 2 and Phase 3 phonemes (see the attached sound mat for support if needed).

Choose a story you enjoy reading with a grown up. Demonstrate your understanding of what is being read to you by discussing the story and answering some questions:

- How is the character feeling? How do you know this?
- Anticipate what might happen next (without turning the page)
- What has happened in the story so far?
- What do you like about this story?
- What do you dislike about this story?
- Who is your favourite character and why?

Physical development focus:

Let's get our bodies moving! We challenge you to find different ways to move your body. Here are some suggested ideas:

- Find a park and see how you can move your body on the different equipment
- Challenge your family to races; walking, jumping, hopping, running, crawling etc.
- Practise a skill such as kicking or catching with a ball, you might like to aim at a target or goal.

Expressive Arts and Design focus:

We have enjoyed reading lots of different books at school. Create a character from your favourite books. You might like to draw and colour your character or create a character using different resources.

Some techniques you might like to try;

- Painting (mixing colours)
- Collaging materials (such as different colours or types of paper)
- Experiment with different joining techniques such as sellotape, different types of glue, staples etc.

You might like to use your character to help retell your favourite story.

Personal, Social and Emotional development focus:

It is important to understand healthy food choices. Discuss food you like to eat.

Think about which foods are healthy and good for us to eat. You might like to discuss 'treat' food, which is nice to have but we cannot eat all the time. You might like to create something to showcase your healthy food choices

For example:

- Draw and label your healthy food choices.
- Create a healthy food collage (cutting out pictures of food)
- Paint some examples of healthy food.

*As an extra challenge use your wonderful writing skills to use the sounds you know to write labels for your food.


























Daily practice of key skills allows children to become more fluent and more confident. As the term continues you will receive a reading book and library book. It is important for your child to complete daily reading to develop both their phonetic knowledge (to read words) and develop their comprehension (understanding of reading). You can enjoy talking about your book and answering questions.

We will also be sending home packs with maths resources so you can practise maths skills; including number recognition, counting and ordering numbers and the use of Numicon.















Thank you for your support. Please do not hesitate to contact your child's teacher if you have any queries about any of this.

Grapheme mat

Phases 2 and 3

 s ss	 t tt	 p pp	 n nn	 m mm	 d dd	 g gg	 c k ck cc	 r rr
 h	 b bb	 f ff	 l ll	 j j	 v vv	 w	 x	 y
 z zz s	 qu	 ch	 sh	 th	 ng	 nk		

 a	 e	 i	 o	 u
--	--	--	--	--

 ai	 ee	 igh	 oa	 oo	 oo	 ar
 or	 ur	 er	 ow	 oi	 ear	 air

Grapheme mat

Phase 2

S s s	T t t	P p p	N n n	M m m
D d d	G g g	C c c	K k k	ck ck
R r r	H h h	B b b	F f f	L l l
J j j	V v v	W w w	X x x	Y y y
Z z z	qu qu	th th	sh sh	ch ch
ng ng	nk nk			

A a a	E e e	I i i	O o o	U u u
----------	----------	----------	----------	----------