



The BIG question - What made the human body so important to the Ancient Egyptians?

All children at Trimley St Mary will receive a homework grid each half term. This homework is **OPTIONAL**. You may like to complete one of the 6 activities below each week to hand in to your teacher or you can upload work to your SeeSaw page. (We recognise that some of these activities might take longer than one week) Regular reading, maths and spelling activities should continue to be practised - please see the grid on the back for more details.


Art

Find a pebble and paint or draw a scarab beetle!



You could take a photo and upload it to your SeeSaw page, or bring your masterpiece into school. We'd love to display your art work!

English & History



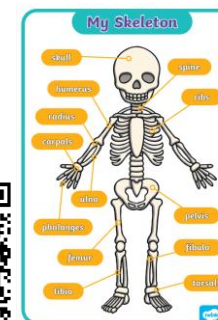
Enjoy listening to the story of The Egyptian Cinderella.

<https://www.youtube.com/watch?v=EFMiX44-QA&t=101s> Choose to either retell the story or write about your favourite part of the story. Either take a photo of your writing and upload to SeeSaw or bring your work into school.

Science - Animals: Movement & Nutrition

What does your skeleton do? Use information books or the Internet to answer this question. This website has lots of information and short films that might be useful too.

<https://www.bbc.co.uk/bitesize/articles/zf284xs#zrwkky>



Make a simple poster or information book to show us what you've learnt. Include diagrams with labels. Or you might like to take photos for your SeeSaw page & type a sentence to tell us what you discovered. It's up to you!



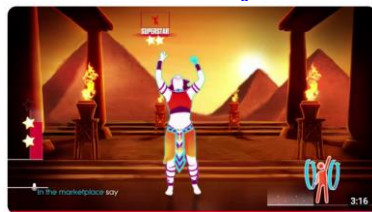
PE

Let's get physical and "Walk like an Egyptian!"

Why not try singing along to this song and trying out these dance moves!

Click on the link or scan the QR Code!


<https://www.youtube.com/watch?v=3gAI9bGD9g4>



Film yourself dancing and upload to SeeSaw!!

PSHE - Me and My Relationships

The Ancient Egyptians believed in certain values like respect, honesty, kindness, bravery, and helping others.



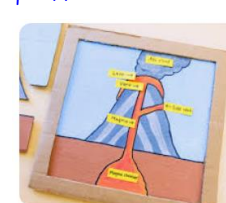
Make a "My Own Code of Values" scroll: Write or draw 3-5 values that are important to you. Next to each one, write a sentence or draw a picture showing how you show that value at school or at home. You might like to decorate your scroll with Egyptian symbols or border.

Geography & Design Technology

Find out all about volcanoes - this website has lots of information linked to our Geography topic.

Create your very own volcano - you could draw or paint one (include labels) or if you're feeling DARING, you could create a model of a volcano!! Use building blocks, Lego, construction kits etc, or even junk modelling materials!!

<https://www.bbc.co.uk/bitesize/articles/zd9cxyx#zdbymwx>



Choose how you'd like to present your work - either upload it to SeeSaw or bring it into school.

Daily practice of key skills allows children to become more fluent and more confident, and gives them the chance to build on this knowledge. In reading, maths and phonics/spellings it has been shown that children who regularly practice skills and complete activities in a range of contexts are better able to apply these skills in all areas.



Daily reading - Share your Reading or Library Book, or a book of your own, with a grown up. Enjoy talking about your book and answering questions. Don't forget to complete and return your Reading Challenge Slip every Friday - house points, raffle tickets and class prizes are available, as well as being entered into the whole school draw to win more prizes.



Spelling practise - Every Friday, take a look at the challenge your teachers have set on Purple Mash - you might like to give this a try. We can't wait to see how you get on!
Don't forget to keep practising to spell the Year 1, Year 2 and Year 3 CEWs - you'll find these in the back of your Reading Diaries and the highlighted words you took home, identify the words you need to practise too.



Marvellous Maths - Every Friday, take a look at the OPTIONAL Maths Challenge your teacher has set on Purple Mash or My Maths, linked to our learning for the week. You might want to give this a try?
We will send home BMBT, CLIC & SAFE papers each week too - you might like to look at these with your child too.
Don't forget to keep practising your times tables on Times Tables Rock Stars Too (TTRS). We will check our Class Leaderboard regularly to see your progress.

Your teachers LOVED seeing your wonderful work last year - a huge thank you for your continued support and encouragement. We can't wait to see what you create in Year 3!! Please do not hesitate to contact your child's teacher if you have any queries about any of this.

Mrs Lee & Mrs Bennett elm@trimley.net & Miss Phillips & Miss Hudson ash@trimley.net

